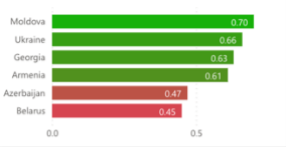


# DATA VISUALISATION USER GUIDE

Explore the EaP INDEX 2023 dataset with an interactive dashboard!

How did EaP Countries perform in 2023?



How do countries' scores compare in 2021 & 2023?

Country	2021 Score	2023 Score	Trend	Trend %
Moldova	0.72	0.70	-0.02	-2.8%
Ukraine	0.72	0.66	-0.06	-8.3%
Georgia	0.68	0.63	-0.05	-7.4%
Armenia	0.64	0.61	-0.03	-4.7%
Azerbaijan	0.46	0.47	0.01	2.2%
Belarus	0.51	0.45	-0.06	-11.8%

Curious to discover how Georgia, Moldova, and Ukraine performed in 2023 in the area of "Democracy, Good Governance, and Rule of Law"? Eager to explore Belarus' or Azerbaijan's strides in "Independent Media" from 2021 to 2023? Interested in uncovering Armenia's efforts in the thematic area "Fight against corruption"?

Look no more: <https://eap-csf.eu/2023-index-dashboard/>

This EaP Index dynamic dashboard allows you to **explore, compare, and gain valuable insights** into the progress and challenges faced by Eastern Partnership countries.

**This user guide is designed to help you navigate and utilize the feature of the dashboard effectively.**

## What is the EaP Index 2023 dashboard?

The Eastern Partnership Index Dashboard is your go-to resource for up-to-date and relevant information, empowering you to make informed assessments and comparisons across key thematic areas.

The EaP Index dashboard is a powerful analytical tool that visualises the results of the EaP Index 2023. The results of the EaP Index 2021 edition have also been included in the dashboard to draw attention on yearly trends, and progress in reform processes across the EaP region.

**1. Democracy, Good Governance and Rule of Law**

- Democratic Rights, Elections, and Political Pluralism
- Human Rights Protection Mechanisms
- State Accountability
- Independent Media
- Freedom of Opinion and Expression, Freedom of Assembly and Association
- Independent Judiciary
- Equal Opportunities and Non-discrimination
- Fight against Corruption
- Public Administration

**2. Policy Convergence with the EU**

- Market Economy and DCFTA
- Freedom, Security and Justice
- Energy: Legislation Convergence and Energy Policy
- Environment and Climate Policy
- Transport policy

**3. Sustainable Development**

- People
- Planet
- Prosperity
- Peace and Partnership

The dashboard uses the EaP Index 2021 and 2023 datasets structured based on three main areas (1<sup>st</sup> level) and associated thematic areas (2<sup>nd</sup> level). Under each thematic area, the dashboard will also visualize corresponding sub-thematic areas (3<sup>rd</sup> level).

The dashboard is powered by [Opinify](#) and Microsoft's [Power BI](#) services.

## How are the colour codes represented in the dashboard?

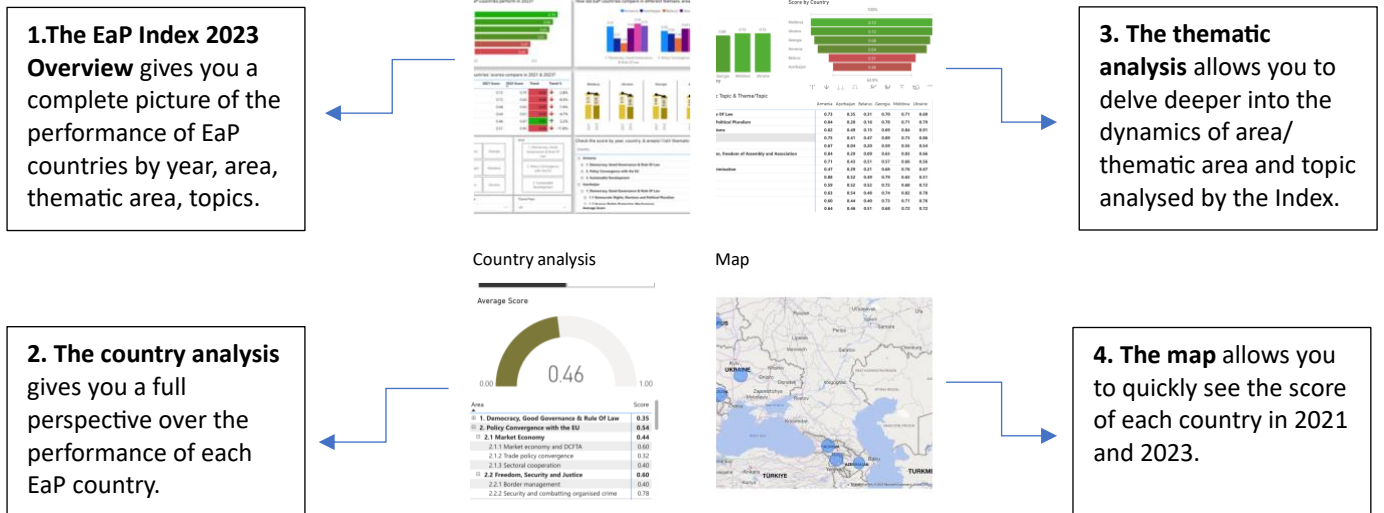


The dashboard employs colour gradients to visualize values and totals, dynamically adjusting the gradient based on the scale of scores, encompassing both the lowest and highest values.

Within the Index, scores are standardized to a range between 0 and 1.

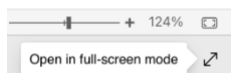
## What is the layout of the dashboard?

The dashboard includes 4 main pages: navigate through them using the navigator at the bottom of the dashboard.



## How do I interact with the dashboard?

### View full screen



For best viewing experience, select “Full screen mode” icon in the bottom right-hand corner of the dashboard frame.

### Close full screen



To exit the “full screen mode”, click the icon displayed in the bottom right-hand corner of the dashboard frame.

### Clear all slicers



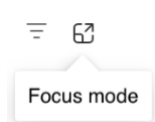
The “clear all slicers” button resets slicers to have no filters applied.

### Multi-select data elements



To select more data elements in the dashboard (i.e. countries, thematic areas, ...), click and hold down **CTRL** (Windows PCs) or **Command** (Mac).

### Focus mode



To expand a selected visual, click on “**Focus mode**”.

### Drill data up and down



Explore detailed data by drilling down or summarize information by drilling up.

[Customise your EaP Index dashboard and find out more!](#)